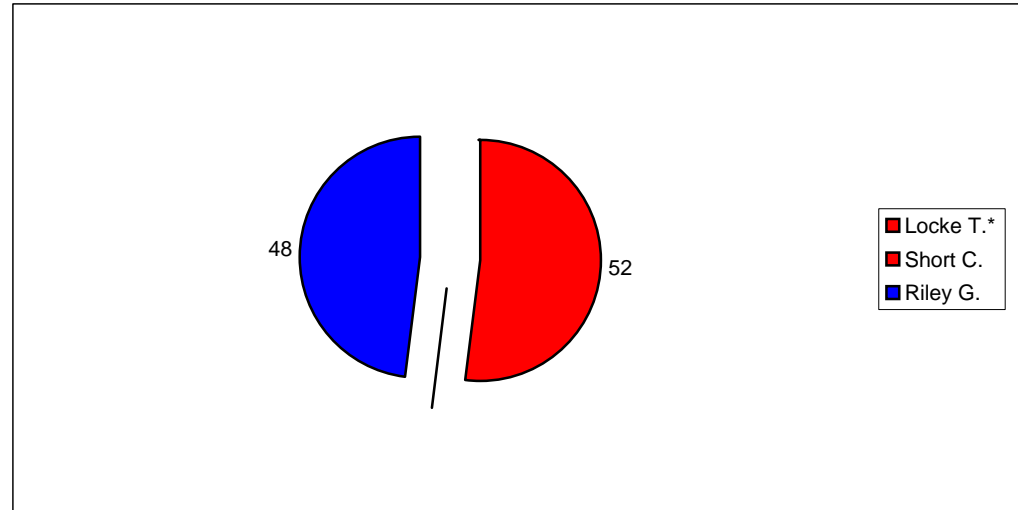


### Hucknall Central

			<b>Vote</b>	<b>Share %</b>
<span style="color: red;">■</span> <b>Locke T.*</b>	Lab	Elected	848	52
<span style="color: red;">■</span> <b>Short C.</b>	Lab	Elected	831	
<span style="color: blue;">■</span> Riley G.	Con	Not elected	784	48

#### **Summary**

Electorate	5302
Turnout %	30.5
Seats	2

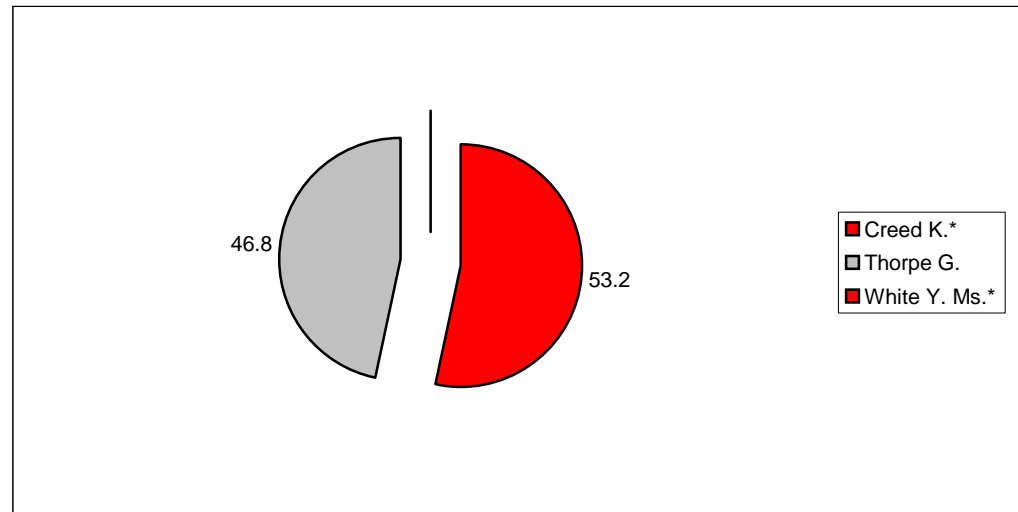


### Hucknall East

			<b>Vote</b>	<b>Share %</b>
<span style="color: red;">■</span> <b>Creed K.*</b>	Lab	Elected	708	53.2
<span style="color: gray;">■</span> <b>Thorpe G.</b>	Ind	Elected	624	46.8
<span style="color: red;">■</span> White Y. Ms.*	Lab	Not elected	588	

#### **Summary**

Electorate	4806
Turnout %	26.3
Seats	2

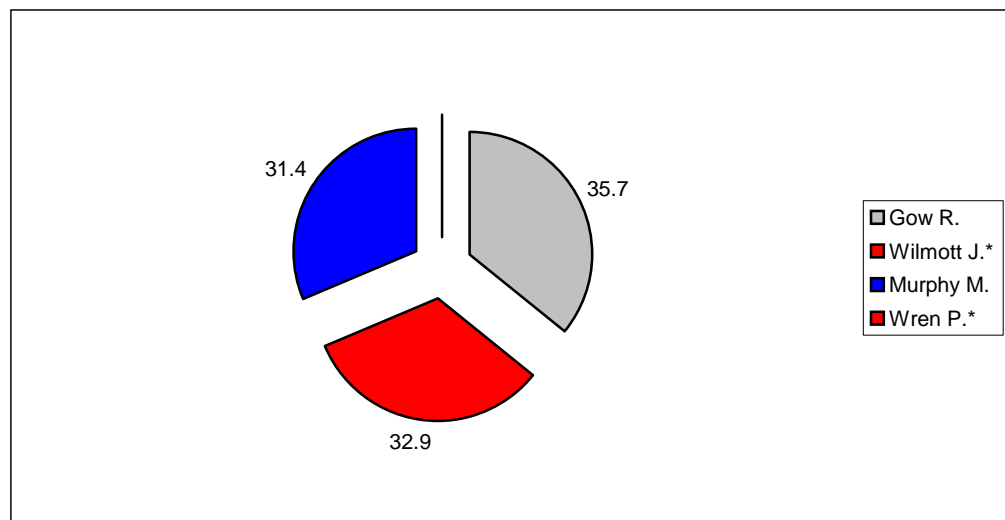


### Hucknall North

			<b>Vote</b>	<b>Share %</b>
■ Gow R.	Ind	Elected	841	35.7
■ Wilmott J.*	Lab	Elected	774	32.9
■ Murphy M.	Con	Not elected	739	31.4
■ Wren P.*	Lab	Not elected	620	

#### **Summary**

Electorate	5237
Turnout %	32.3
Seats	2

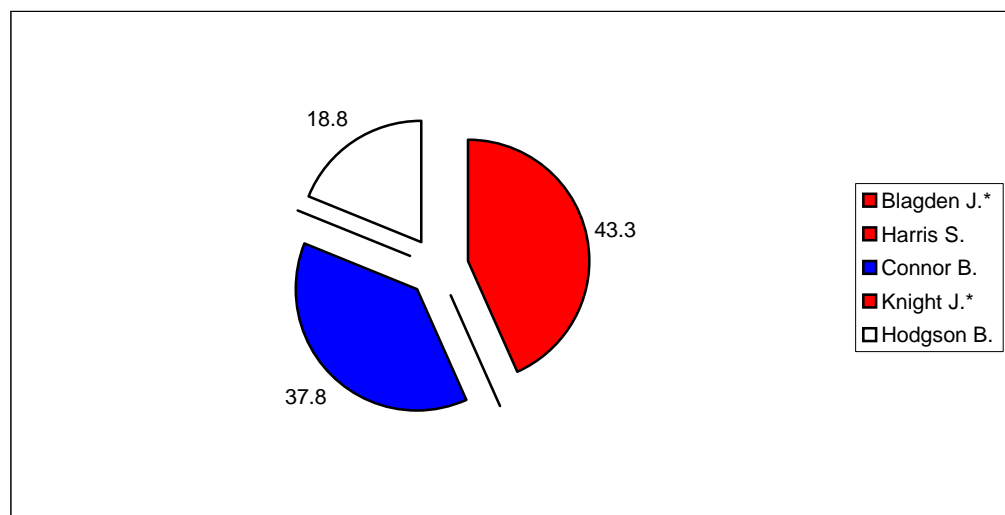


### Hucknall West

			<b>Vote</b>	<b>Share %</b>
■ Blagden J.*	Lab	Elected	1,088	43.3
■ Harris S.	Lab	Elected	1,005	
■ Connor B.	Con	Elected	950	37.8
■ Knight J.*	Lab	Not elected	807	
Hodgson B.	BNP	Not elected	472	18.8

#### **Summary**

Electorate	7608
Turnout %	28.7
Seats	3

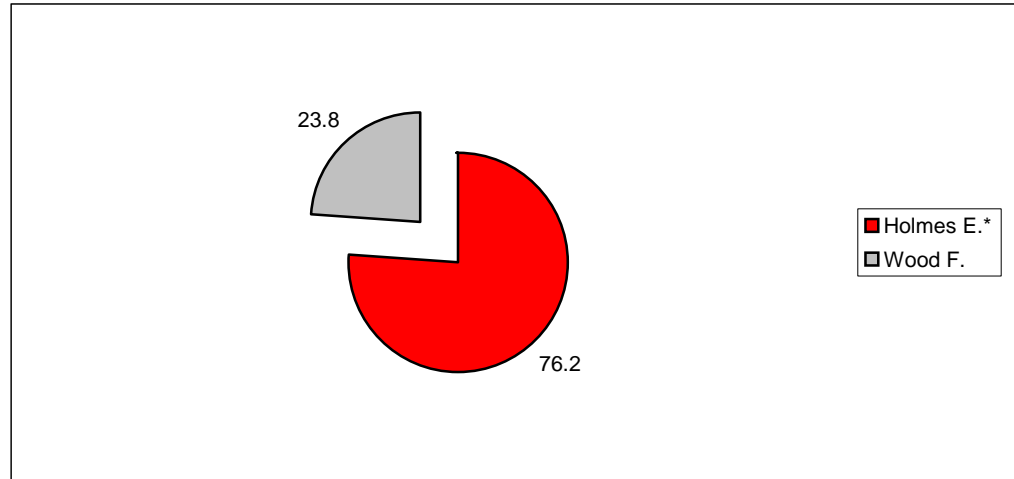


**Jacksdale**

			<b>Vote</b>	<b>Share %</b>
<span style="color: red;">■</span> <b>Holmes E.*</b>	Lab	Elected	495	76.2
<span style="color: gray;">■</span> Wood F.	Ind	Not elected	155	23.8

**Summary**

Electorate	2535
Turnout %	25.8
Seats	1

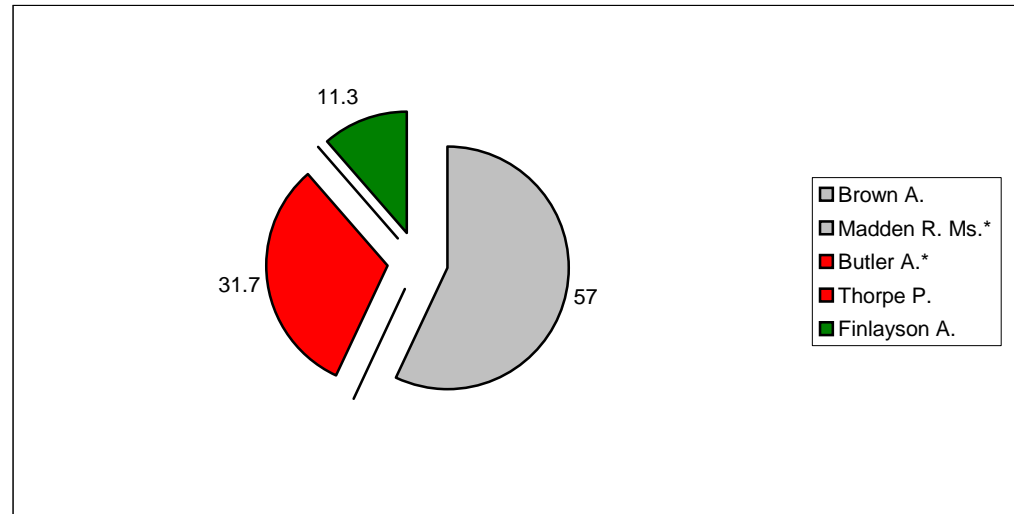


**Kirkby In Ashfield Central**

			<b>Vote</b>	<b>Share %</b>
<span style="color: gray;">■</span> <b>Brown A.</b>	Ind	Elected	952	57
<span style="color: gray;">■</span> <b>Madden R. Ms.*</b>	Ind	Elected	888	
<span style="color: red;">■</span> Butler A.*	Lab	Not elected	530	31.7
Thorpe P.	Lab	Not elected	370	
<span style="color: green;">■</span> Finlayson A.	Green	Not elected	188	11.3

**Summary**

Electorate	5035
Turnout %	32.4
Seats	2

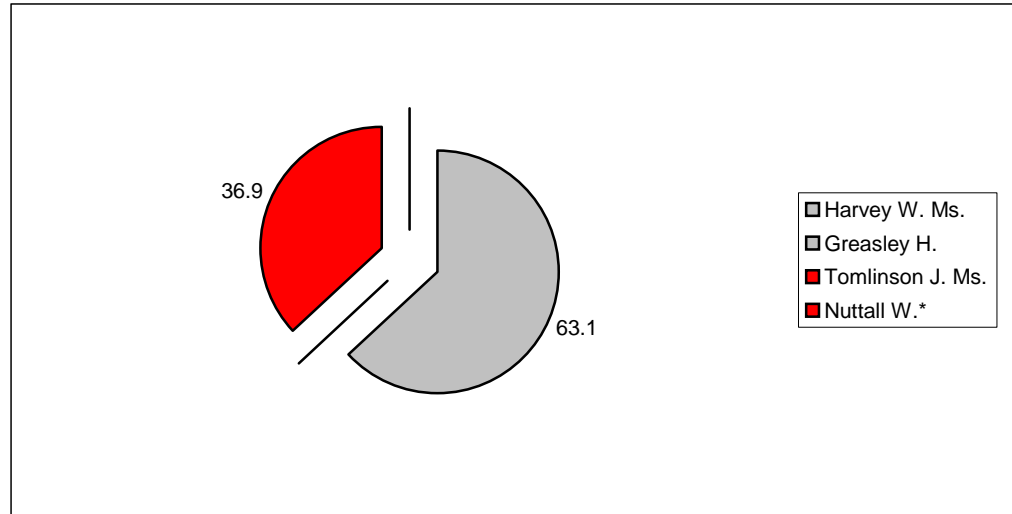


**Kirkby In Ashfield East**

			<b>Vote</b>	<b>Share %</b>
█ <b>Harvey W. Ms.</b>	Ind	Elected	610	63.1
█ <b>Greasley H.</b>	Ind	Elected	586	
█ Tomlinson J. Ms.	Lab	Not elected	357	36.9
█ Nuttall W.*	Lab	Not elected	325	

**Summary**

Electorate	4651
Turnout %	22.4
Seats	2

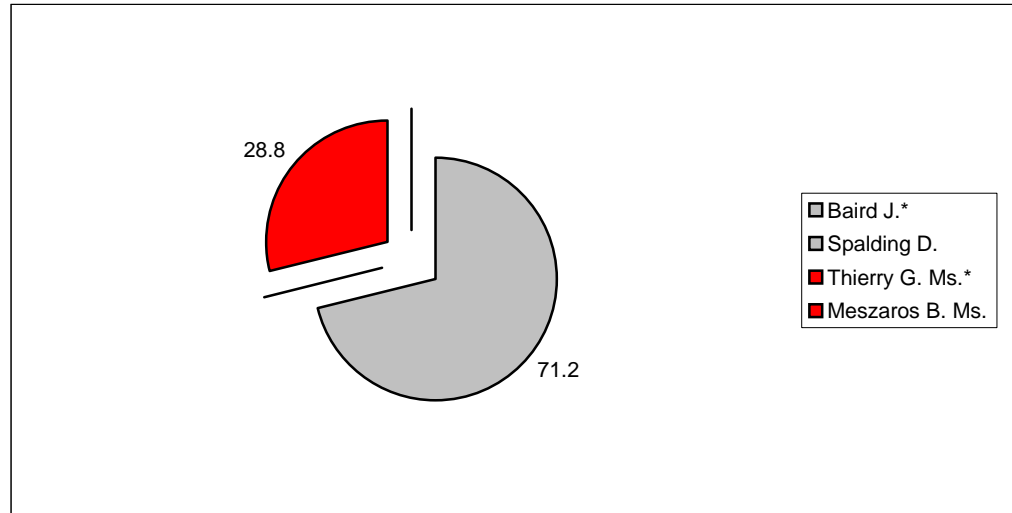


**Kirkby In Ashfield West**

			<b>Vote</b>	<b>Share %</b>
█ <b>Baird J.*</b>	Ind	Elected	955	71.2
█ <b>Spalding D.</b>	Ind	Elected	774	
█ Thierry G. Ms.*	Lab	Not elected	387	28.8
█ Meszaros B. Ms.	Lab	Not elected	320	

**Summary**

Electorate	5184
Turnout %	26.1
Seats	2

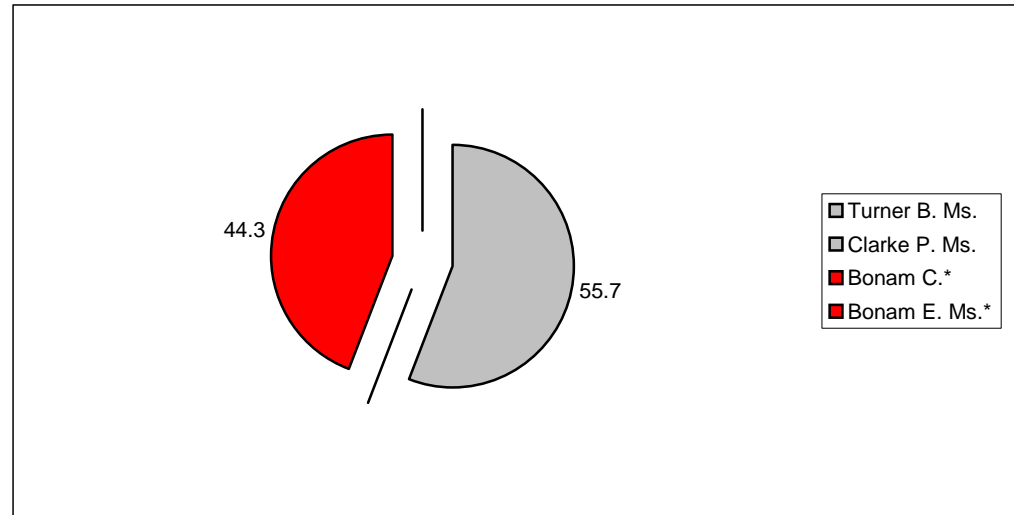


### Selston

			<b>Vote</b>	<b>Share %</b>	
■	<b>Turner B. Ms.</b>	Ind	Elected	750	55.7
	<b>Clarke P. Ms.</b>	Ind	Elected	708	
■	Bonam C.*	Lab	Not elected	596	44.3
■	Bonam E. Ms.*	Lab	Not elected	570	

#### **Summary**

Electorate	4970
Turnout %	27.1
Seats	2



### Sutton-In-Ashfield Central

			<b>Vote</b>	<b>Share %</b>	
■	<b>Thorpe M. Ms.*</b>	Lab	Elected	0	0
■	<b>Matthews L.*</b>	Lab	Elected	0	
■	<b>Price A.*</b>	Lab	Elected	0	

#### **Summary**

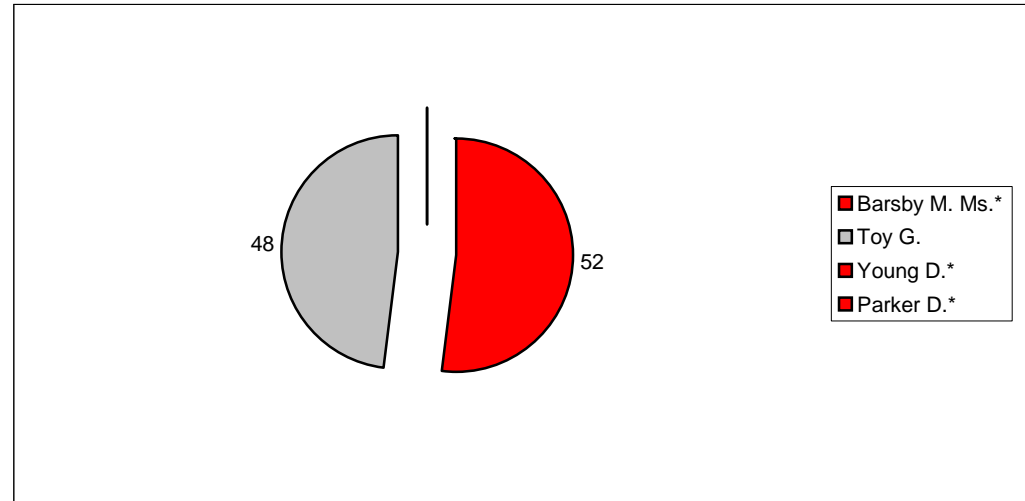
Electorate	8488
Turnout %	0
Seats	3

**Sutton-In-Ashfield East**

			<b>Vote</b>	<b>Share %</b>
<span style="color: red;">■</span> Barsby M. Ms.*	Lab	Elected	1,091	52
<span style="color: gray;">■</span> Toy G.	Ind	Elected	1,009	48
<span style="color: red;">■</span> Young D.*	Lab	Elected	962	
<span style="color: red;">■</span> Parker D.*	Lab	Not elected	952	

**Summary**

Electorate	8297
Turnout %	24
Seats	3



**Sutton-In-Ashfield North**

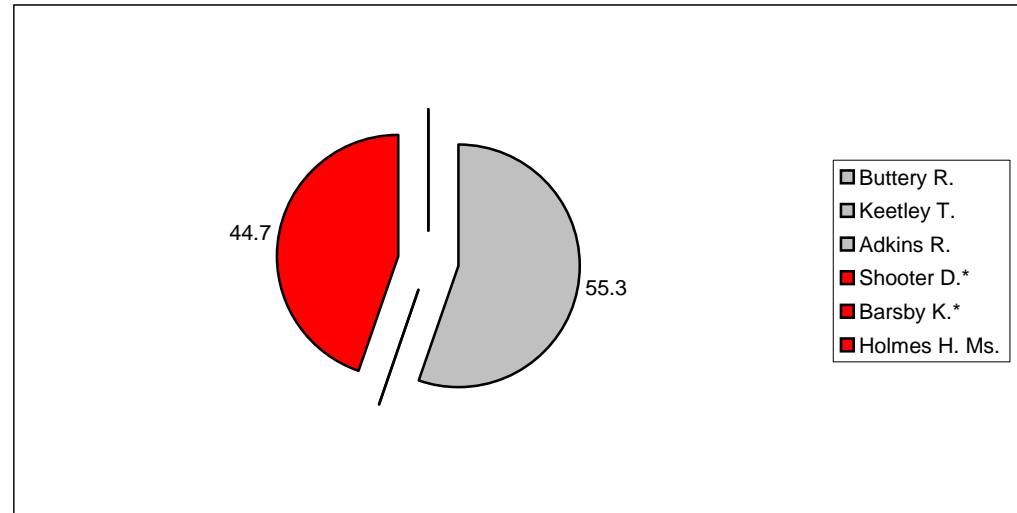
			<b>Vote</b>	<b>Share %</b>
<span style="color: red;">■</span> Parker J. Ms.	Lab	Elected	0	0
<span style="color: red;">■</span> Bennett J.*	Lab	Elected	0	
<span style="color: red;">■</span> Anthony B. Ms.*	Lab	Elected	0	

**Summary**

Electorate	8397
Turnout %	0
Seats	3

**Sutton-In-Ashfield West**

			<b>Vote</b>	<b>Share %</b>
Buttery R.	Ind	Elected	1,020	55.3
Keetley T.	Ind	Elected	977	
Adkins R.	Ind	Elected	914	
Shooter D.*	Lab	Not elected	824	44.7
Barsby K.*	Lab	Not elected	717	
Holmes H. Ms.	Lab	Not elected	616	
<b>Summary</b>				
Electorate			8192	
Turnout %			23.5	
Seats			3	



**Underwood**

			<b>Vote</b>	<b>Share %</b>
Mays S.	Lab	Elected	0	0
<b>Summary</b>				
Electorate			2442	
Turnout %			0	
Seats			1	

**Woodhouse**

			<b>Vote</b>	<b>Share %</b>
<span style="color: green;">■</span> <b>Smith J.</b>	Green	Elected	687	52
<span style="color: green;">■</span> <b>Harrison M.</b>	Green	Elected	643	
<span style="color: red;">■</span> <b>Carey M.*</b>	Lab	Not elected	633	48
<span style="color: red;">■</span> <b>Davidson C.</b>	Lab	Not elected	537	

**Summary**

Electorate	5353
Turnout %	25.7
Seats	2

